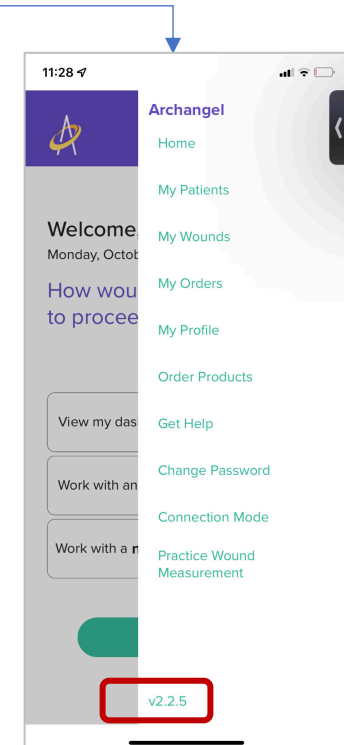





Release Notes

Web 1.6.9
Mobile 2.2.5

Release Date:
10_3_22



New Features & Functions in this release

- Web (1.6.9) and Mobile (2.2.5)
 1. Add and save physician information using NPI fetch feature in the Edit Patient screen
 2. Added Pop-up notification
 3. Change to “Wound Intake Date” from “Wound Date”
 4. Made ICD-10 Optional
 5. Wound Edge – Added “Hyperkeratotic”, Added “Macerated”, and changed “Rolled” to “Rolled / Epibole” . . . Also, changed to “Choose Any”
 6. Peri-wound – Added “Denuded” to Maceration and change “Callus” to “Callus / Hyperkeratosis”
 7. Exudate/Drainage Type – Added “Seropurulent”
 8. Wound List – Added ability to filter by Clinician and Supervisor
 9. *Mark Wound - Added “Discharged to Hospital related to Wounds” – added to both web and mobile, for mobile abbreviate as DHW*
 10. Add a Patient – Added Referral Source to ADMIN, ADMIN AGENT, CLINICIAN SUPER and CLINICIAN users
 11. Wound Census Dashboard – Built out data in “view underlying data” - show patient name, wound #, wound type
 12. Removed Add Physician in patient additional information and Patient Commercial Insurance orders

BUG FIXES and Optimizations

- Changed location from Palmar to Plantar
- Clinician signature hanging fixed
- Patient list and patient creation code optimization
- Order page code optimization

You can now add and save physician information using NPI fetch feature in the Edit Patient screen. Once physician is added you can now also select any physician you've added for that organization for any future patients without needing to add them again.

Basic info

First Name *

lan

Last Name *

Hurricane

Gender*

Male

DOB*

09/28/2004

Email - Optional

(required for patient portal access)*

Address & Phone #

Street Address

City

State

Zip Code

Phone Number

Contacts

Contact Name

Contact Phone Number

Contact Email

Insurance

Primary Insurance

Name

Group #

Policy #

Is this a traditional Medicare Policy?

Yes

No

Secondary Insurance

Name

Group #

Policy #

Prescribing Physician

Wound

Ostomy

Physician Name

AAAAZEBROWSKI, PATRICIA

Choose Physician

Prescribing Physician

Wound

Ostomy

Choose

AAAAZEBROWSKI, PATRICIA

BEAMTEST, JACKTEST

MAROON, JOSEPH

POOL, JACK

RESNICK, JACK

Edit Physician

Physician Information

Physician NPI # *

1487806055

Physician First Name *

PATRICIA

Physician Last Name *

AAAAZEBROWSKI

Phone

(319) 335-8736

Address Line 1 *

250 HAWKINS DRIVE

Address Line 2

THE UNIVERSITY OF IOWA

City *

IOWA CITY

State *

IA

Zip *

52242

Fax

(139) 335-8851

Physician License #

00723

Email

Enter NPI #

OR

First Name, Last Name

and Phone Number

before Fetching Registry

Fetch NPI Registry

Save

Close

Add Physician

Physician Information

Physician NPI # *

Physician First Name *

Physician Last Name *

Phone

Address Line 1 *

Address Line 2

City *

State *

Zip *

Fax

Physician License #

Email

Enter NPI #

OR

First Name, Last Name

and Phone Number

before Fetching Registry

Fetch NPI Registry

Save

Close

Audit Log – Added Pop-up notification

Added Pop-up to click and confirm when making a change to the patient record (patient, wound, assessment or treatment). The user is notified that changes are tracked and reviewable in the audit log

Wound Measurements (centimeters)

Length

5

Confirmation

All changes to the Assessment are saved to the audit log.

Do you want to save your changes?

Yes

No

Changed from Palmar to Plantar

Wound Location (Also, please select the wound location on the diagram)

Level 1

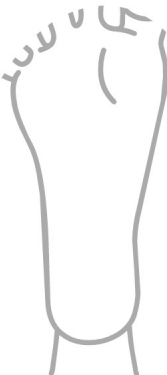
Level 2

Level 3

Location Detail (optional):

Result

Foot / Toe Right Plantar Bottom of Foot



Wound Location (Also, please select the wound location on the diagram)

Level 1

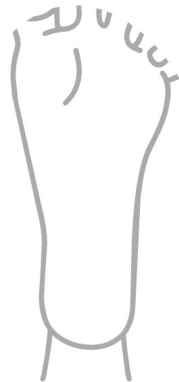
Level 2

Level 3

Location Detail (optional):

Result

Foot / Toe Left Plantar Bottom of Foot



Change to “Wound Intake Date” from “Wound Date”

Wounds, Assessments & Treatments

Add / Edit wound

Wound <i>(Required)</i>	Wound <i>(Optional)</i>	Risk Factors <i>(Optional)</i>
<div>Wound Intake Date 08/21/2022 </div>	<div>Wound Type Pressure Injury / Ulcer </div>	<div>Wound Number 1</div> <div>Wound Mark Open Add Notes</div>
<div>Wound Location (Also, please select the wound location on the diagram)</div> <div><div><div>Level 1</div><div>Foot / Toe </div></div><div><div>Level 2</div><div>Left </div></div><div><div>Level 3</div><div>Outside of Foot </div></div></div> <div><div>Location Detail (optional): <div></div></div><div></div></div>		

Made ICD-10 Optional

Wounds, Assessments & Treatments ✓

Add / Edit wound

Wound (Required)

Wound (Optional)

Risk Factors (Optional)

Wound Intake Date

08/21/2022

Wound Type

Pressure Injury / Ulcer

Wound Number

1

Wound Mark

Open

Add Notes

Wound Location (Also, please select the wound location on the diagram)

Level 1

Foot / Toe

Level 2

Left

Level 3

Outside of Foot

Location Detail (optional):

Result

Foot / Toe Left Outside of Foot

ICD 10 Code (optional)

L97

6

ICD-10 codes should be 3 to 7 characters, first 3 characters (category) first box is required. Each character can be alpha numeric except 0. Second should be a number and third number/A/B.

Save

Return

Wound Edge – Added “Hyperkeratotic”, Added “Macerated”, and changed “Rolled” to “Rolled / Epibole” . . . Also, changed Wound Edge to (Choose Any) – Added to Mobile and Web

Wounds, Assessments & Treatments

Add / Edit Assessment

Wound1Assessment3LocationLeg Left Outside (upper+knee)

Assessment(Required)

Debride, Cleanse / Wound(Optional)

Wound Bed(Optional)

Misc.(Optional)

Risk Factors(Optional)

Heal Classification(Choose One)

Healable

Maintenance

Non-Healable

Is the wound circumferential?

Yes

No

Wound Edge(Choose Any)

Attached

Not-Attached

Rolled/Epibole

Epithelialized

Hyperkeratotic

Macerated

Punched-out

Changed from “Rolled” to “Rolled/Epibole”

Info Button on Mobile:

Hyperkeratotic – Callous-line tissue formation at wound edges that can extend around the wound

Info Button on Mobile:

Macerated – Inflammation and erosion of the skin caused by prolonged exposure to moisture

Mobile Changes

3:52

Back

Answer assessment questions

Wound Edge (Choose Any)

Attached

Not-Attached

Rolled/Epibole

Epithelialized

Hyperkeratotic

Macerated

Punched-out

Peri-wound – Added “Denuded” to Maceration and change “Callus” to “Callus / Hyperkeratosis” – Add to Mobile and Web

Wounds, Assessments & Treatments

Add / Edit Assessment

Wound1

Assessment3

LocationLeg Left Outside (upper+knee)

Assessment <i>(Required)</i>	Debride, Cleanse / Wound <i>(Optional)</i>	Wound Bed <i>(Optional)</i>	Misc. <i>(Optional)</i>	Risk Factors <i>(Optional)</i>
<div>Heal Classification <i>(Choose One)</i></div> <div><div><input type="radio"/> Healable ⓘ</div><div><input type="radio"/> Maintenance ⓘ</div><div><input type="radio"/> Non-Healable ⓘ</div></div>				
<div>Is the wound circumferential? ⓘ</div> <div><div><input type="radio"/> Yes</div><div><input type="radio"/> No</div></div>				
<div>Wound Edge <i>(Choose Any)</i></div> <div><div><input type="checkbox"/> Attached</div><div><input type="checkbox"/> Not-Attached</div><div><input type="checkbox"/> Rolled/Epibole</div><div><input type="checkbox"/> Epithelialized</div><div><input type="checkbox"/> Hyperkeratotic</div><div><input type="checkbox"/> Macerated</div><div><input type="checkbox"/> Punched-out</div></div>	<div>Periwound <i>(Choose Any)</i></div> <div><div><input type="checkbox"/> Clean, Dry, Intact</div><div><input type="checkbox"/> Edema</div><div><input type="checkbox"/> Erythema</div><div><input type="checkbox"/> Induration</div><div><input type="checkbox"/> Excoriation</div><div><input type="checkbox"/> Maceration/Denuded</div><div><input type="checkbox"/> Desiccation</div><div><input type="checkbox"/> Ecchymosis</div><div><input type="checkbox"/> Callus/Hyperkeratosis</div><div><input type="checkbox"/> Rolled</div><div><input type="checkbox"/> Scarred</div></div>			

Exudate/Drainage Type *(Choose One)*

☐ Serous

☐ Sanguineous

☐ Serosanguineous

☐ Purulent

☐ Seropurulent

Mobile Changes

3:52

Back

Answer assessment questions

Periwound *(Choose Any)*

☐ Clean, Dry, Intact

☐ Edema

☐ Erythema

☐ Induration

☐ Excoriation

☐ Maceration/Denuded

☐ Desiccation

☐ Ecchymosis

☐ Callus/Hyperkeratosis

Info Button on Mobile:

Maceration / Denuded – Inflammation and erosion of the skin caused by prolonged exposure to moisture

Info Button on Mobile:

Callus / Hyperkeratotic – Callous-line tissue formation at wound edges that can extend around the wound

Exudate/Drainage Type – Added “Seropurulent” to mobile and web

Wounds, Assessments & Treatments

Add / Edit Assessment

Wound1

Assessment3

Assessment <i>(Required)</i>	Debride, Cleanse / Wound <i>(Optional)</i>	Wound Bed <i>(Optional)</i>	Misc. <i>(Optional)</i>
<div>Heal Classification <i>(Choose One)</i></div> <div><div><input type="radio"/> Healable</div><div><input type="radio"/> Maintenance</div><div><input type="radio"/> Non-Healable</div></div>			
<div>Is the wound circumferential?</div> <div><div><input type="radio"/> Yes</div><div><input type="radio"/> No</div></div>			
<div>Wound Edge <i>(Choose Any)</i></div> <div><div><input type="checkbox"/> Attached</div><div><input type="checkbox"/> Not-Attached</div><div><input type="checkbox"/> Rolled/Epibole</div><div><input type="checkbox"/> Epithelialized</div><div><input type="checkbox"/> Hyperkeratotic</div><div><input type="checkbox"/> Macerated</div><div><input type="checkbox"/> Punched-out</div></div>	<div>Periwound <i>(Choose Any)</i></div> <div><div><input type="checkbox"/> Clean, Dry, Intact</div><div><input type="checkbox"/> Edema</div><div><input type="checkbox"/> Erythema</div><div><input type="checkbox"/> Induration</div><div><input type="checkbox"/> Excoriation</div><div><input type="checkbox"/> Maceration/Denuded</div><div><input type="checkbox"/> Desiccation</div><div><input type="checkbox"/> Ecchymosis</div><div><input type="checkbox"/> Callus/Hyperkeratosis</div><div><input type="checkbox"/> Rolled</div><div><input type="checkbox"/> Scarred</div></div>	<div>Exudate/Drainage Type <i>(Choose One)</i></div> <div><div><input type="radio"/> Serous</div><div><input type="radio"/> Sanguineous</div><div><input type="radio"/> Serosanguineous</div><div><input type="radio"/> Purulent</div><div><input type="radio"/> Seropurulent</div></div>	

3:53

Back

Online

Answer assessment questions

Exudate/Drainage Type (Choose One)

☐ Serous

☐ Sanguineous

☐ Serosanguineous

☐ Purulent

☐ Seropurulent

Seropurulent

Wound drainage that turns cloudy, yellow, or tan is called seropurulent and is usually a sign that the wound is becoming colonized and treatment changes are needed.¹ Seropurulent wound drainage can have a variety of colors, including pink, gray, yellow, tan, brown, green, or white. Color alone is not necessarily an indicator of wound infection, but any change from clear drainage should be noted and examined.

Wound List – Added ability to filter by Clinician and Supervisor (last assessed).

Search

Last Name

Type

Supervisor

Clinician

Traditional Medicare

Heal Classification

Wound Status

Wound Mark

Select

Select

Locks, Goldie

Select

Select

Select

Select

Search

Clear

Wound List

Show Entries

- 100 +

View / Edit Wound Information

Traditional Medicare	Wound # - Location	Type	# of Assess	Last Assess	Heal %	Progress	Heal Classification	Wound Status	Heal Score	Wound Mark	Created by
-	1 - Leg Left Outside (upper+knee)	Venous Insufficiency Ulcer	3	03/06/2022	73	-	-	Improving	1	Open	Locks, Goldie
-	1 - Head and Neck Posterior	Venous Insufficiency Ulcer	3	03/06/2022	80	-	-	Deteriorating	2	Open	Locks, Goldie
nd	1 - Head and Neck Posterior	Pressure Injury / Ulcer	2	12/16/2021	0	Stalled	-	Improving	1	Open	Locks, Goldie
-	1 - Hand / Finger Right Palmer Palm	Pressure Injury / Ulcer	2	11/24/2021	85	Chronic	-	No Change	0	Discharged	Locks, Goldie
-	2 - Head and Neck Left Side	Arterial Insufficiency Ulcer (PAD)	1	-	-	On Track	-	No Change	-	Open	Locks, Goldie
-	3 - Arm Right Posterior	Traumatic (not skin tear)	1	-	-	On Track	-	No Change	-	Open	Locks, Goldie
-	4 - Torso Posterior (upper)	Venous Insufficiency Ulcer	1	-	-	On Track	-	No Change	-	Open	Locks, Goldie
-	1 - Foot / Toe Right Dorsal Top of Digit 1	Neuropathic Ulcer - Diabetic	1	-	-	On Track	-	No Change	-	Open	Locks, Goldie
-	1 - Leg Right Inside (upper+knee)	Pressure Injury / Ulcer	3	-	-	-	-	No Change	-	Open	Locks, Goldie
-	1 - Arm Left Posterior	Skin Tear	1	09/08/2021	0	On Track	-	No Change	0	Open	Locks, Goldie

Mark Wound

Added "Discharged to Hospital related to Wounds" – added to both web and mobile, for mobile abbreviate as DHW

Risk Factors (Optional)

Wound Number

1

Wound Mark

✓ Open

Closed

Discharged

Discharged to Hospital

Add Notes

4:03

< Back

More

Select Existing Wound

Hurricane, Ian
Sex: Male
Medical Record #: -
DOB: 09/28/2004

-

-

Patient added: 09/28/22
By: Triage, Anita

Wounds

IMPROVING

DETERIORATING

NO CHANGE

NA

DH
W

1 - Pressure Injury / Ulcer
Arm Left Posterior

Last Assessment: 09/28/2022
Next Assessment: 09/30/2022

VIEW

Add a Patient – Added Referral Source to ADMIN, ADMIN AGENT, CLINICIAN SUPER and CLINICIAN users

Address & Phone #

Street Address

City

State

Zip Code

Phone Number

NAME

Group #

Policy #

Is this a traditional Medicare Policy?

Yes

No

Secondary Insurance

Name

Group #

Policy #

Physician Fax Number

NPI #

Extended Care Team

Add / View / Edit

Medical Record

Medical Record

Referral Source

Choose



Cancel

Save

Wound Census Dashboard – Built out data in “view underlying data” - show patient name, wound #, wound type

